

LXC42 series

LED Power Supply

Constant Current LED Power Supplies

LED Power
42W

LED POWER next generation power source

FEATURES

- High Efficiency (up to 90%)
- Constant Current
- Active PFC (Typical 0.95)
- IP66 Waterproof
- OVP, SCP
- -20 to 70°C deg operation
- Input 90-305VAC
- UL8750 compliant
- EN61347-1,-2-13 compliant

The LXC42 series of constant current LED power supplies from Excelsys Technologies can deliver up to 42W of output power in an extremely compact package size.

The LXC42 series of constant current power supplies provides up to 1750mA of output current and 120V output voltage solutions for specific LED requirements. With industry leading efficiencies, and an extensive protection feature set, the LXC42 series provides high reliability and high performance in a compact package.

The LXC42 series carries the UL and CE mark for safety and is also RoHS compliant.

Model Number	Output Voltage	Output Current	Input Voltage	Efficiency
LXC42-0350SW ⁽²⁾	60-120V	350mA	90-305VAC	90.0%
LXC42-0450SW ⁽²⁾	47-94V	450mA	90-305VAC	89.0%
LXC42-0700SW ⁽²⁾	28-56V	700mA	90-305VAC	89.0%
LXC42-1050SW ⁽³⁾	20-38V	1050mA	90-305VAC	88.0%
LXC42-1280SW ⁽⁴⁾	17-32V	1280mA	90-305VAC	88.0%
LXC42-1400SW ⁽⁴⁾	15-30V	1400mA	90-305VAC	88.0%
LXC42-1750SW ⁽⁴⁾	12-24V	1750mA	90-305VAC	87.0%

Input Specifications					
Parameter	Conditions/Description	Min	Nom	Max	Units
Input Voltage Range	Wide Universal Input	90		305	VAC
Input Frequency Range		47		63	Hz
Input Current	100VAC in, 42W output			0.60	A
Inrush Current	230VAC in, 25°C, Cold Start			60	A
Power Factor	220VAC, 110VAC (also see graphs on page 3)	0.95		0.98	
Output Specifications					
Parameter	Conditions/Description	Min	Nom	Max	Units
Line Regulation				±1	%
Load Regulation				±3	%
Voltage Range	See table of outputs				
Output Current Range	% of Output			±5	%
Overshoot				10	%
Turn-on Delay	Measured at 110VAC		0.6	1.0	s
Turn-on Delay	Measured at 220VAC		0.3	0.5	s
Short Circuit Protection	Auto Recovery				
Over Temp Protection	Hiccup. Auto Recovery	95	110	125	°C
General Specifications					
Parameter	Conditions/Description	Min	Nom	Max	Units
Isolation Voltage	Input to Output See Note 1 Input to Chassis	3000 1500			VAC VAC
Efficiency	See individual models (also see graphs on page 3)				%
Safety Agency Approvals	UL8750 compliant to UL1310 Class 2 EN61347-1, -2-13				
No load Power Dissipation	Measured at 120VAC and 220VAC			6.0	W
MTBF	MIL-HDBK-217F 110VAC,80% Ld,25°C,(LXC42-1750SW)		327,000		Hours
Lifetime	Case Temperature =70°C		71,000		Hours
Weight			350		g
Operating Temperature		-20		+70	°C
Storage Temperature		-40		+85	°C
Relative Humidity	Non-condensing (operating)	10		100	%RH

- Note 1. Primary to Secondary Isolation test not to be carried out on power supply. Please contact Excelsys for full test method.
 Note 2. Non UL1310 Class 2
 Note 3. UL1310 Class 2 outputs for US only Non Class 2 for Canada
 Note 4. UL1310 Class 2 outputs for US and Canada



Europe/Asia

Excelsys Technologies Ltd
 27 Eastgate Drive
 Eastgate Business Park
 Little Island, Cork, Ireland
 IRELAND

t: +353 21 4354716
 f: +353 21 4354864
 e: sales@excelsys.com

North America

Excelsys Technologies
 519 Interstate 30, #309
 Rockwall, TX 75087
 USA

t: (972) 771 4544
 f: (972) 421 1805
 e: salesusa@excelsys.com

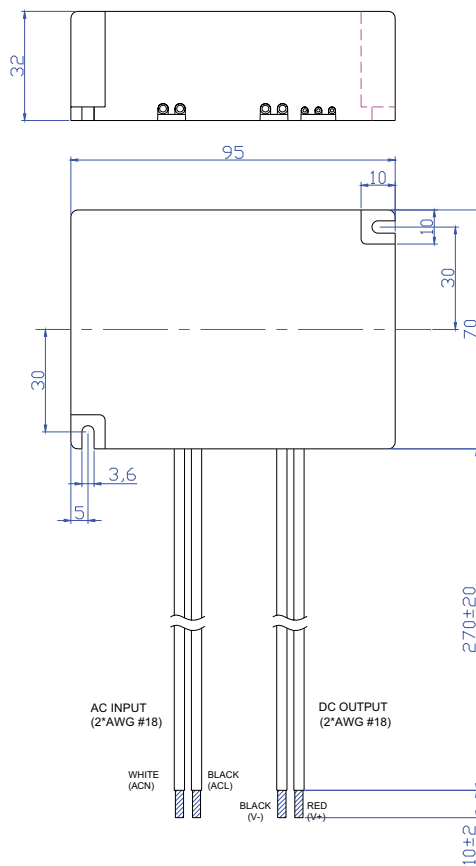
EMC				
Parameter	Standard		Level	Units
Emissions				
Conducted	EN55015		Level B	
Radiated	EN55015		Level B	
Harmonic Distortion	EN61000-3-2		Compliant	
Flicker and Fluctuation	EN61000-3-3		Compliant	
Immunity				
ESD	EN61000-4-2 (8kV air discharge, 4kV contact discharge)		Compliant	
Radiated RFI	EN61000-4-3		Compliant	
Fast Transients - burst	EN61000-4-4		Level 3	
Surge	EN61000-4-5 (AC Power Line: Line to Line 2KV)		Compliant	
Conducted RFI	EN61000-4-6		Compliant	
Power Freq Magnetic Field	EN61000-4-8		Compliant	
Voltage Dips	EN61000-4-11		Compliant	

INPUT / OUTPUT WIRING**INPUT CABLE**

18AWG (UL1015 Rated)
Black (L), White(N) 270±20mm

OUTPUT CABLE

18AWG (UL1015 Rated)
Black (-V) and Red (+V) 270±20mm

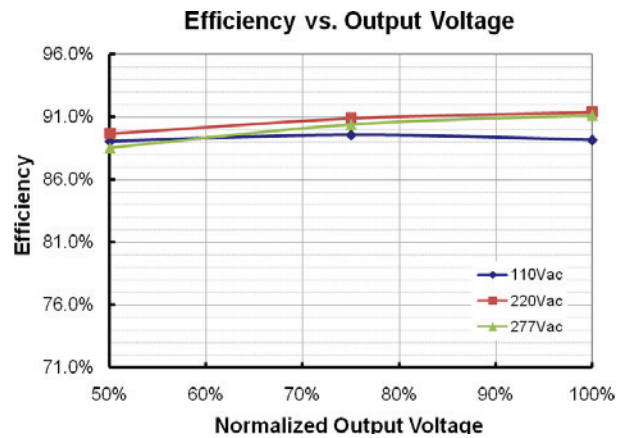
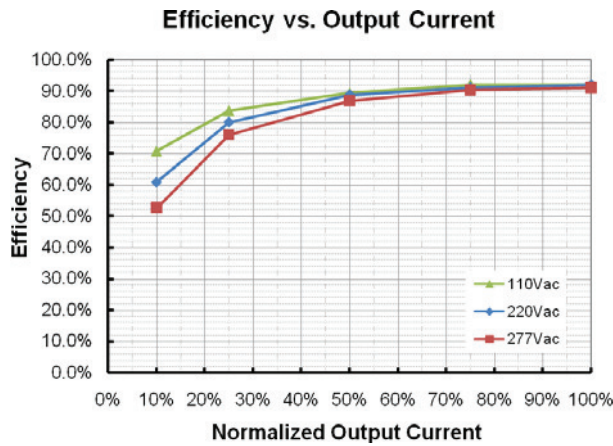
MECHANICAL SPECIFICATIONS**Europe/Asia**

Excelsys Technologies Ltd t: +353 21 4354716
27 Eastgate Drive f: +353 21 4354864
Eastgate Business Park e: sales@excelsys.com
Little Island, Cork, Ireland
IRELAND

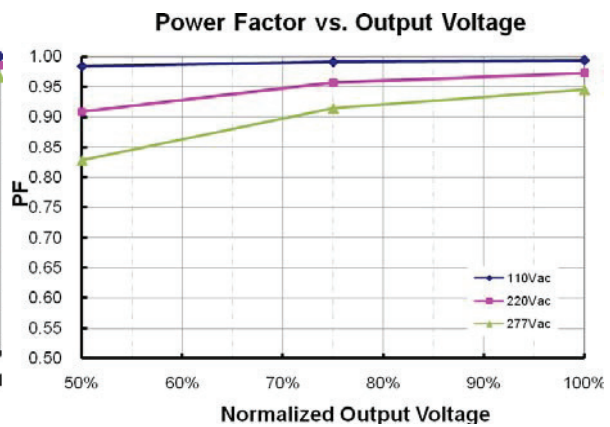
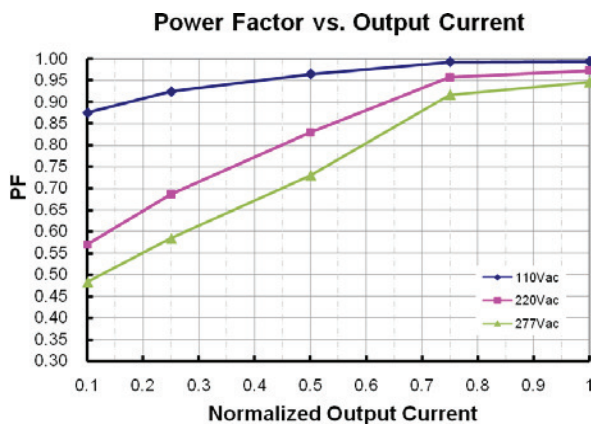
North America

Excelsys Technologies t: (972) 771 4544
519 Interstate 30, #309 f: (972) 421 1805
Rockwall, TX 75087 e: salesusa@excelsys.com
USA

Efficiency V Load for 350mA Model



Power Factor Characteristics



Specifications are subject to change without



<p>Europe/Asia Excelsys Technologies Ltd 27 Eastgate Drive Eastgate Business Park Little Island, Cork, Ireland IRELAND</p>		<p>North America Excelsys Technologies 519 Interstate 30, #309 Rockwall, TX 75087 USA</p>	
t: +353 21 4354716	f: +353 21 4354864	t: (972) 771 4544	f: (972) 421 1805
e: sales@excelsys.com		e: salesusa@excelsys.com	